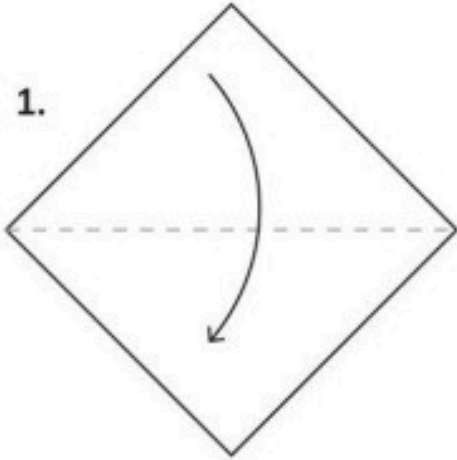


Origami Greyhound

Use the template provided on the next page.




1.



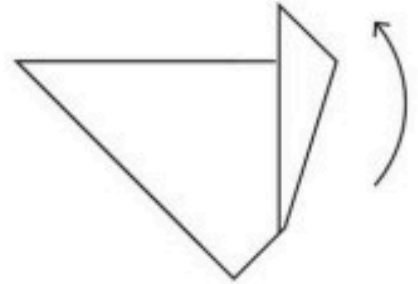
Square paper

2.

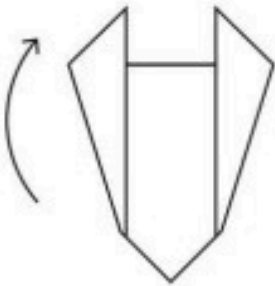


Fold in half

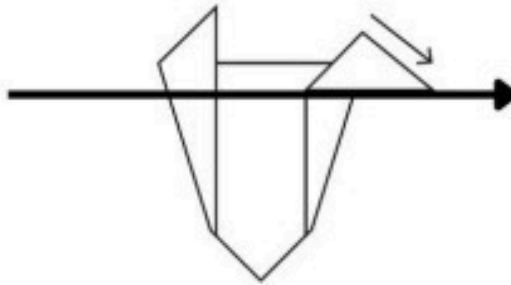
3.



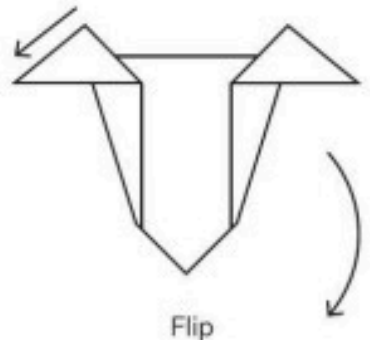
4.



5.

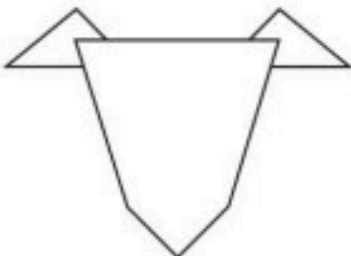


6.

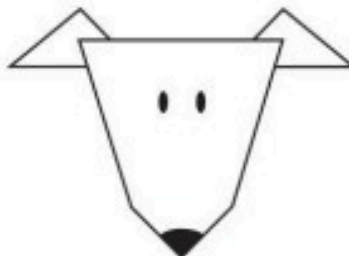


Flip

7.




8.



Draw on eyes and nose

9.



Why not add a tongue?



Greyhounds in Need
Helping galgos and greyhounds since 1998

Origami Greyhound Template provided with the kind permission of Greyhounds in Need.

© 2023 Greyhounds In Need.

These materials are freely photocopyable for use in educational establishments.




www.irgt.ie

RCN 20034849, CHY12127

Origami Greyhound Template

CUT OUT FOLD



Greyhounds in Need
Helping galgos and greyhounds since 1998

www.education.greyhoundsinneed.co.uk
Registered charity in England & Wales no.
1174351

Origami Greyhound Template provided with the kind permission of Greyhounds in Need.

© 2023 Greyhounds In Need.

These materials are freely photocopyable for use in educational establishments.



www.irgt.ie
RCN 20034849, CHY12127